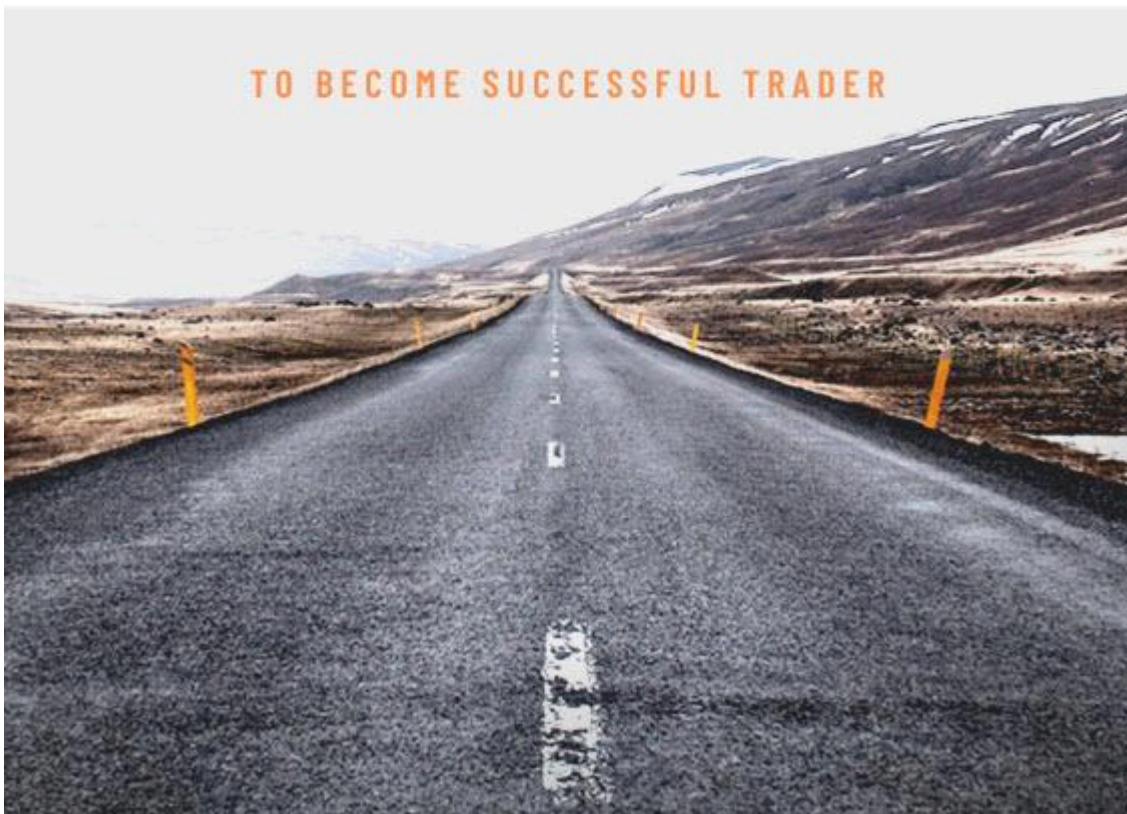


 BECOMING **TRADER**

TRADING  
**RULES**

TO BECOME SUCCESSFUL TRADER



by Zan of BecomingTraderFX.com

Disclaimer: The information contained in this BecomingTraderFX eBook is for informational purposes only. No part of this eBook may be reproduced, stored in a retrieval system or transmitted in any form or by any means without the prior written permission of the author. The information contained in this eBook is sold without warranty, either expressed or implied. By reading this eBook, you agree that neither myself, nor BecomingTraderFX will be held responsible for your success or failure in trading. In addition, myself, nor BecomingTraderFX will not be held liable for any damages incurred due to trading decisions relating to any information presented in this eBook. Users of this eBook are advised to do their own due diligence when it comes to making trading decisions. All information, products and services that have been provided should be independently verified by your own qualified professionals.

Copyright © 2020 BecomingTraderFX | All rights reserved DISCLAIMER Trading involves risk. Trading carries a high level of risk, and may not be suitable for all individuals. You must be aware of the risks and be willing to accept them in order to invest in the futures markets. You are subject to lose all or more of your original investment. Do not trade with money you cannot afford to lose or money that if lost, would affect your current lifestyle. This eBook is neither a solicitation nor an offer to buy/sell futures, forex, stocks etc. No representation is being made that any account will, or is likely to achieve profits or losses similar to those discussed in this eBook. The past performance of any trading system or methodology is not necessarily indicative of future results. It is strongly recommended that you consult a licensed financial professional before taking any action to buy/sell futures, forex, stocks , crypto etc. The contents of this eBook and all associated communications are for reflective and educational purposes only and are not intended to be financial advice. You should be aware of all the risks associated with forex, futures, stocks trading and seek advice from a licensed financial professional if you have any doubts.

**DEDICATION I AM DEDICATING THIS BOOK TO  
MY FAMILY, FRIENDS AND ALL MY  
FOLLOWERS FOR THEIR PASSION TO ACHIEVE  
LONG-TERM TRADING SUCCESS.**

Dear trader!

I wish you a warm welcome to our trading guide. In our trading guide you will find a proven trading framework for you to become a successful trader and help you achieve your trading goals and desires. This guide was written to get familiar with our trading style and trading rules.

If you are anything like I was many years ago, you might be struggling in your journey to trading success. Maybe you want to learn how to trade for an extra income, trade for a living, or trade and manage other people's money but you have no idea how to achieve consistency in your trading and become a successful trader. Perhaps, like me, you read many personal development books that changed your way of thinking and you thought that something different and better must exist that would permit you to enjoy this life. Maybe you have failed so many times that you are wondering if it is just you that can not be successful. Or you are thinking you are doing something wrong but you can not identify what.

If this is you (or if this has been you), I can tell you that I have been in your shoes back then when I started. When I started in trading more than ten years ago I struggled to grow my trading business, reading every book or course I could get my hands on and getting all the advice I could from so-called "experts" and trading "gurus". I remember it was a lot of information, knowledge and all this learning and studying left me confused and with not good results. There were so many different paths to trading success and it seems my ego was big and I believed so-called "experts" who promised me I could print money from day one.

I soon realized this was just pure marketing fantasy by trading "gurus". I realized I needed to be honest with myself and accept the fact that trading is business like any other. Knowing this I realized that without putting some time, energy and practice I would not succeed. Along the journey I was able to build my own trading persona and trading style, took what worked for me on the long-term and simply ditched everything else.

**I believe every trader should focus on one trading edge, simple trading rules and become really good at it! I believe change in your trading can only happen once you start treating your trading as a business and apply simple steps each and every day with discipline and patience.**

This e-book guide was written based on my life-time trading experiences and it was written because I want to share my knowledge with every passionate

trader out there who is struggling in trading and help him save years of learning curve on trading journey. I promise that if you follow our e-book guide below, you will get better trading results as you do at your current level of trading, and I promise that you will be at least half-way closer to professional level of trading.

**Don't be the person who misses out on opportunities in life because you take too long to learn how to trade the markets correctly. Be the kind of person other people marvel at. Be the kind of person other people see and say, "I don't know how they do it." Be the kind of person who takes action and does so immediately.**

The trading tips and tricks you are about to read have been proven to create positive, long-lasting results. Each chapter will give you new insight. Take control of your life right now, make it successful, and enjoy the new life you're creating. Believe in yourself and your trading and you will succeed!

Zan, founder of [BecomingTraderFX.com](http://BecomingTraderFX.com)

**If you have any questions or you want to say "Hi!" feel free to send me an email at [info@becomingtraderfx.com](mailto:info@becomingtraderfx.com)**

## **About Zan**

My name is Zan, I live in Europe and I have been trading actively since 2011. There are chances if you are reading this e-book guide you already know a little bit about me but let me introduce myself.

I traded the markets for many years, and when I was not trading I spent my time training, exercising, and having fun with my friends and family. My passion for the markets was born around back in 2008 when there was a worldwide crisis. My passion became even stronger when I was awarded by the Bank of Slovenia and European Central Bank in Frankfurt in 2012.

I am fortunate enough to have discovered the trading world before I even turned 20 years old, and developing as a trader has also helped me tremendously to develop as a person. Becoming a successful trader and mindset I developed helps me to conquer and be successful in all aspects of my life - business, social life, health, personal development etc. Trading helps you to really discover your own self since being successful in trading is mostly about having and being in the right mindset.

I believe trading is investment in yourself and you will succeed only if you believe in yourself and you do the actual work. Trading can be enjoyable only if you have the right trading tools, skills and correct mindset.

On my trading journey I was lucky enough I met a lot of successful traders around the world that were really successful trading their own trading portfolios, or managing millions for their clients.

The only way to successfully trade is to have step by step iron-clad rules for your system. There has to be 100% mechanical rules for entries, exits, money management and disaster management. Failure to have clear cut rules that are applied consistently is one of the biggest reasons traders end up failing. I'll give you step by step rules so that you are never left guessing what to do.

Trading will teach you one of the biggest life-lessons. It will teach you that only your actions, efforts and process, will help you to achieve your goals. Nothing in life is achieved without preparing, planning and executing.

Trading technically is not hard, anyone can learn to analyze the charts, and make analysis for markets traded. When traders say trading is hard, it is hard for them because they make it hard! They make it hard because they focus on the wrong things that lead to their wrong trading mindset. Instead of learning from

their actions, process, trades and mistakes they rather focus on looking for a new trading strategy, changing their rules on a day-to-day basis, or watching the screens without any purpose and goal, worrying about one trade etc...

Things such as changing the strategies, rules or watching the screens alone will not make you a better trader, and will now help you to improve your trading. Key is in “boring” tasks and habits. Majority of traders neglect the power of “boring” tasks and habits.

Habits such as planning your trades and reviewing your past trades and performance...That’s where the change in your trading comes from. When you focus on doing your homework and review your progress without any excuses. When you deal with frustrations with an open mind, persistence and determination. When you understand every frustration is here to test you and help you to become a better trader tomorrow!

Trading is not like a regular 9-5 job. There is no fixed income return you are guaranteed to make at the end of the month. Everyone who is promising and guaranteeing you can make X amount of the money (or X amount of return) in x period of time is just a scammer.

Crypto market, stock market or Forex market... on each market majority of traders are making mistakes such as over-trading, chasing the market and moves, interfering with their open positions, revenge trading... you name it! Only traders with patience and discipline have a chance to make it trading.

Trading is not a hobby. If you are serious about your trading, you must treat it the right way. Trading is a business and it must be treated that way.

My trading journey was not easy, but it was totally worth it and I would not change anything. Every struggle or mistake helped me to improve as a trader and person and brought me to where I am today. Helping You and other traders also helps me to stay focused.

I wish you a lot of health and success, Zan

## **Table of contents**

Complete List of Tools you Need

Trading Philosophy

How to Prepare Yourself and Draw Key Levels

Trading Rules for Long (buy)

Trading Rules for Short (sell)

Risk Management & Daily Rules for Success

Markets to Trade

Final words



## **Complete List of Tools you Need**

For our trading style we like to keep things simple as possible. Beside the tools we use, most important is the one and only - the Price Action. Price action is showing the real market direction and it will always be right.

For our trading style you need only trading platform (i.e. MetaTrader 4, TradingView,...) , classic candlesticks chart, and exponential moving averages (optional to understand the structure direction; it is not necessary as price itself is most important)\*.

No matter what kind of indicators you use, most important is the price and chart itself. Price and timing is actually everything you need. Our trading style is 100% based on technical analysis.

Learning to understand the charts and market behavior is one of the main trading skills you need to master to become a successful trader. Even though we use the price action, we like to also have guidance for our trades and when we are looking for potential trade entries and exits...that is why we like to use only 2 tools on our trading charts: Candles to see and understand the Price direction and structure.

\*Exponential Moving Average - we use exponential moving average to simplify the technical analysis, as it is easier to read the market direction. EMAs work as dynamic support and resistance zones. We use the EMA9, EMA 18 in combination with Price as an extra confirmation for structure, direction.

EMAs are one of the most popular indicators for technical analysis as they smooth out the price action and it is easier to spot a general market direction in combination with price action. Please note EMAs only help us to make better trading decisions and are not our trigger to enter,exit trades as I will explain later.

We use EMAs just for directional bias and to help us make better trading decisions. EMAs work best in trending markets, when the price is making new Higher Highs/Lower Lows OR Lower Lows/Lower Highs. In ranging markets EMAs will move sideways and that is why it is important to learn to understand the charts and market behavior and not rely on EMA alone.

We use EMAs on all time frames to quickly identify market direction, to manage our trading positions better and as dynamic Support/Resistance areas. If price is making Higher Highs (HHs) and Higher Lows (HLs) or Lower Lows (LLs) and

Lower Highs (LHs) and staying over EMA we have a trend. Notice how EMAs work as an extra confirmation for trend structure, direction recognition.

## Trading Philosophy

Our trading style entries and exits are based on the price action as it is called in technical analysis. Price action follows the simple nature and psychology of the financial markets. Markets will always move up, down or in the range and retrace before they will move on. Markets are traded by traders and people who have real emotions, and that is why we say the markets are a living thing. Markets are run by fear and greed, and that means price will always breath-in and breathe-out when they are moving.

Market is driven by emotions, and that drives supply and demand on the market which results in different trading patterns and formations on a constant basis. We focus on the trading market on retracements, and those will be always happening, because no instrument can go up or down all the time. Market is a breathing thing and will always take its breaks before moving on.

Trading is simple once you know what you are doing and you follow a simple but powerful trading process. Most people make trading complicated, and the truth is that after you learn to understand the charts and market behavior, all you must do is believe in yourself and focus on your trading success simply by following the trading rules of a proven trading strategy, have a trading plan and journal for it and execute.

Price action can be identified very easily. But that does not mean that we jump in and trade just any price action that prints out on the charts. If you are new to our trading style you will see overtime that there is good price action and also time when you should stay away from trading.

With experiences and tracking your trades in your trading journal, you will be able to compare and separate the good opportunities from the bad ones in order to take good opportunities, ideas in terms of price action context in the long-term. Simple practice you can do is to follow our trading guide rules on the next 10 trades, and then analyze and compare your trades. Taking what is working for you and leaving everything else.

## How to Prepare Yourself and Draw Key Levels

Before we go into our entry and exit trading rules, we will cover our top-down approach. Top-down approach simply means that we start on high timeframes first, and then go to lower time frames. Before you try to look for possible trading opportunities you need to understand the general market direction and structure based on the price action and support & resistance zones.

My trading style is swing & day trading which means trading based on the higher time frames in the direction of the major trends. In Uptrend we want to look for buying opportunities. In Downtrend we want to look for short opportunities.

I am using Daily and 4-Hourly charts to prepare myself for every trading day. Trades are taken from 1-Hourly or 15 minutes charts. Please note you can also use the lower time-frames if you like to focus on intraday trading. It is important that, no matter what your trading style suits you, you combine at least two time- frames in order to understand the structure and find, manage your trades.

Before you try to trade any market, you first have to understand what is the current market structure of this market. If you are looking to trade for ex. a EUR/USD or Bitcoin or Gold, you need to check the high time-frames such as the Daily chart to recognize the current structure of this market... *“Is the structure bullish (price making Higher Lows and Higher Highs; tagging previous days highs?) or bearish (price making Lower Lows and Lower Highs; tagging previous days lows)?”*

You are probably asking yourself now “Why do I have to then use two time-frames and not just one!?”

Well, because when you combine two high-time frames for example, and you wait for both of them to align in the same structure, direction... you will see how you will increase your trading probabilities in the long-term and you will have more winning trades (win %). Of course also the Risk:Reward ratio is an important factor here, but you get the point!

Personally, I like to focus on trend trading meaning both high time-frames as Daily, 4-Hourly pointing in the same direction. If you like to trade against the main trend you can do so too, but do not forget trend trading is the path of least resistance!

I focus on very high probability setups found around Support & Resistance Levels, and in Trend Structure. Why only high-probability trades? My personal rule is to take a maximum of 1-3 trades per week. I prefer to trade less, and better than overtrade to lose money. I believe not trading in bad market conditions is making money too. Trading the markets all day will leave you confused, tired and exhausted. You must understand trading the financial markets is a marathon, so you must treat it this way. Market does not care for your wishes and desires to make money. Stop chasing the market moves and setup. You must understand great setups will always come to you, once you follow your proven trading process. Do your preparation and stay patient. Limit the number of trades you make in order to minimize mistakes such as taking low-probability trades in the middle of nowhere.

By mastering our trading approach you will be able to find a lot of trading opportunities, but that does not mean you should try to trade and catch every single market move. Try to limit your number of trades taken every week by picking only “great looking” opportunities that look good in terms of price action context and make sense in terms of approx. Risk:Reward ratio. I prefer to trade less, and better than overtrade to lose money. I believe not trading in bad market conditions is making money too. But, I must make sure that every trading idea looks good and makes sense in terms of price structure and risk management.

This system relies only on technical information. I do not care about the news much, but I am aware of the timing for important news such as NFP, Interest rate decisions,... All fundamentals and news are in charts. The Price is only a real indication of the market. I do not listen, watch or analyze the fundamentals and news. I do not enter less than 30 minutes before Red news and that is it.

I do a top-down approach, and go from higher timeframe to lower timeframe –starting from the daily, and later down to 4 hourly charts.

I do this to recognize the major structure of each market, S&R Levels, and to find entry and exit areas. I like to trade in the major trend direction to have high probability trades & high win% (*winning trades vs losing trades*).

You will see how your win% (*number of winning trades vs losing trades*) and reward on winning trades will increase. But please always remember that having a good trading system, strategy without good risk management is useless.

The more experiences you get from live markets, the more you understand how important patience is. Patience to wait for high-probability setups, patience for price to hit Profit Target or Stop-Loss, patience with trades,...

Once you master our trading style and become consistently profitable you will see how profitable trading becomes enjoyable and kind of "lonely"- you always do the same process day after day. Our job as traders is simply to follow our trading process day after day. Do not chase the profits, markets, and setups. Markets will always be here so do not worry if you missed the trade, or you had a losing trade - there will always be new one.

To keep the right trading mindset you must also stay active outside of trading. Spend time outside, workout, join the gym, and eat well. A healthy body leads to a healthy mindset. Mindset is everything.

You want to practice the top-down process as much as possible if you are new to it. As with everything in life, you need to get used to it, until it becomes a simple and enjoyable habit.

Do not start your preparation with thinking like "*Where are the trading setups for today?*" and then go quickly through the timeframes charts and chase the setups and market moves!

Do not make this mistake. It is very important that you are calm, focused, and with the mindset of "***What the chart is telling me?***" "***What is the major trend structure, direction, and what is the price doing?***" "***Where is the next major Support or Resistance and how many pips away?***"

Trading technically is always about comparing the fresh price action with the old one. Comparing the left side to right side.

What I do every morning is, before I start my chart preparation, I read my trading plan to focus myself on my trading process and trading rules. I have been doing this for years and it helps a lot. In trading, focus and daily routine are very important. Every day is a new beginning.

Now let's go through my top-down approach process...

## 1) DAILY chart

Major TREND structure (is it generally moving in uptrend, downtrend or in range?)

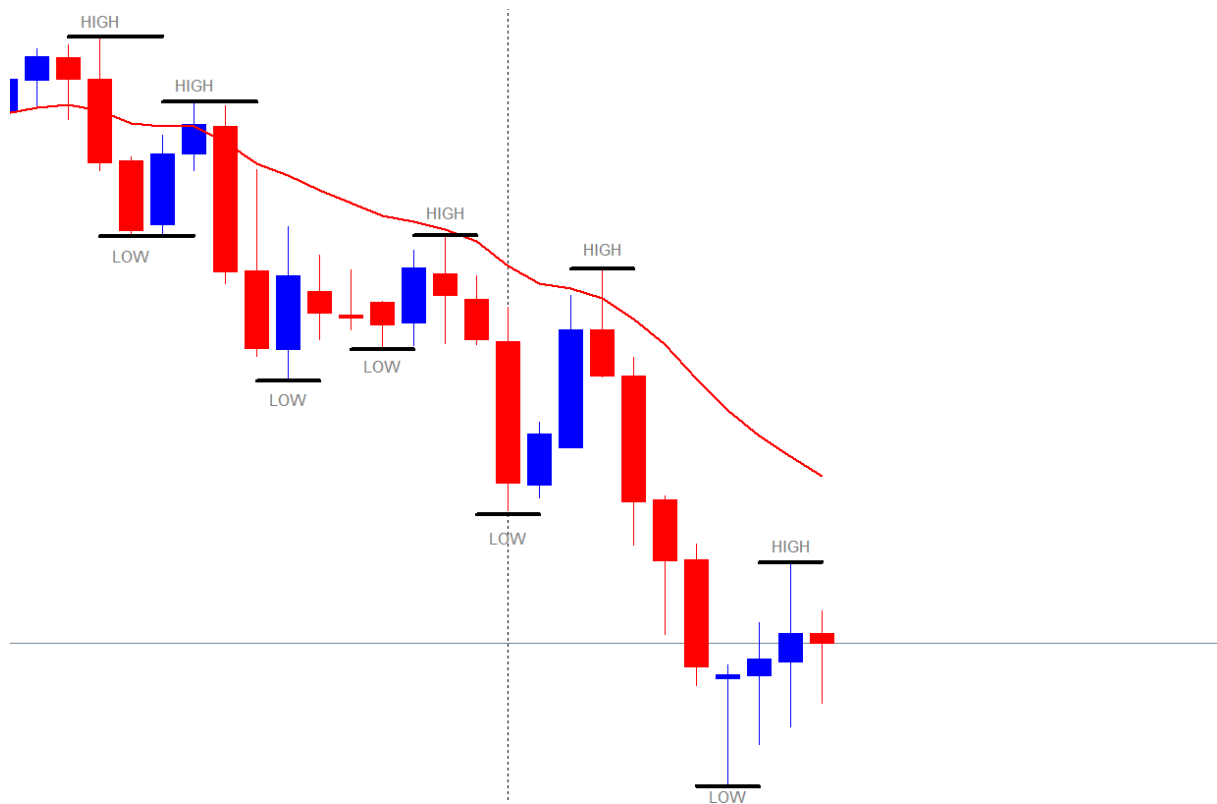
Do we have Higher Highs, Higher Lows and the price is staying above EMA?

Then we have an uptrend. You can mark the structure with recent Higher Lows, and Highs.



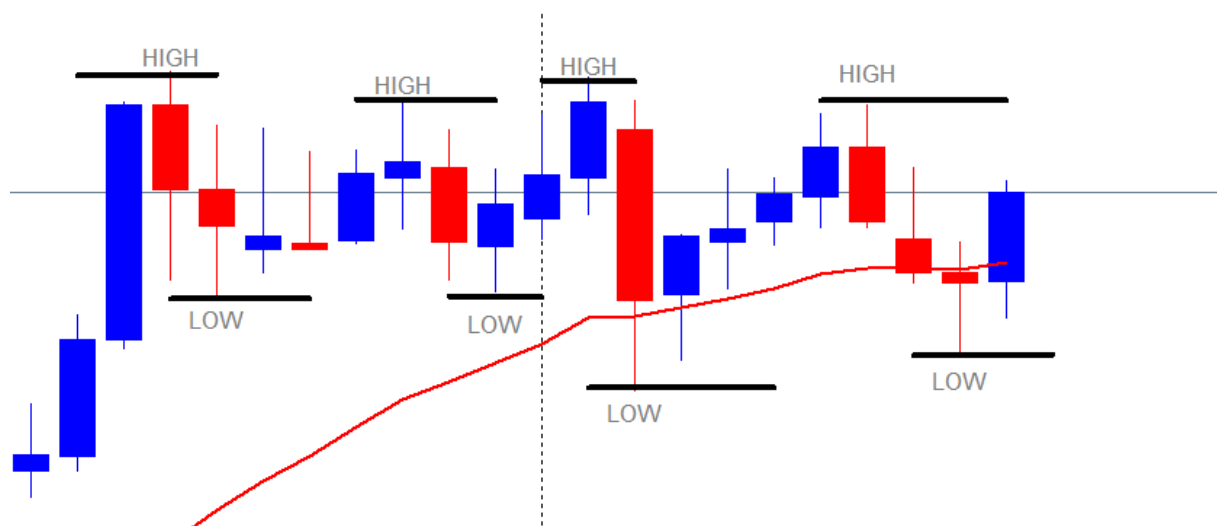
Do we have Lower Highs, Lower Lows and the price is staying below EMA?

Then we have a downtrend. You can mark the structure with recent Lower Lows, and Highs.



Do you have a “mixed picture” with few Higher Highs, Lower Lows, Higher Lows, Lower Highs and price is breaking, and not respecting the EMA. In other words - direction is not clear?

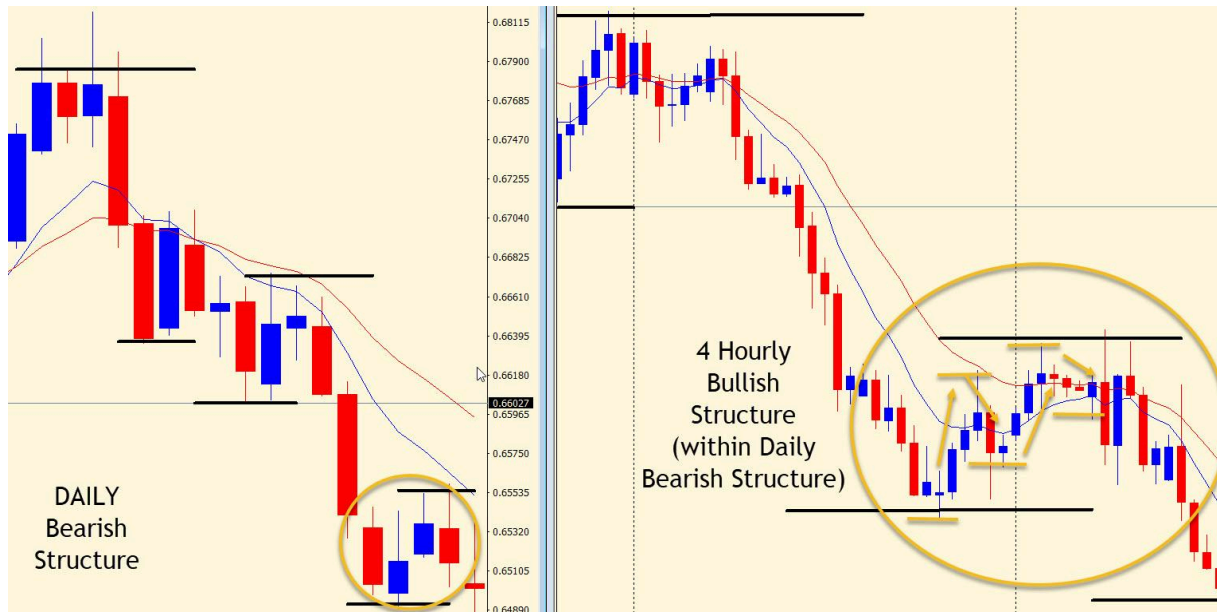
Then we have a range. You can mark your ranging zone with recent Highs and Lows.



Once you spot the major trend structure on the Daily chart, you want to check what the next lower time-frame (4- Hourly chart) is doing – is it moving in the major daily trend structure direction, OR is it moving against it?



Here is an example where the Daily chart is in bearish structure, but the 4 Hourly chart was in bullish structure (meaning we had retracement on the daily chart)...



Once you spot the major daily trend structure, you want to ideally wait for the 4 Hourly chart to align with the Daily structure to increase your trading probabilities. Understand that by trading against the major structure (i.e. when 4 Hourly is against the Daily chart you decrease your trading probabilities as you are trading against the trend.)

As I said, best trades and opportunities are made when two time-frames are showing clear price action and direction. I don't mind leaving and not trading low probability trades and markets with no clear directions.

Please check our videos to get better at top-down approach, trading and understanding of the market.

## **2) Open the 4-Hourly chart**

Once you know, if you need to focus on possible long or short trading opportunities, you want to focus your eyes on the 4-Hourly structure.

Check again the High & Lows. Look for Trend, structure directions and Fair Value Gaps (FVGs; more about FVGs later).

If you see price is moving within the daily structure you can focus on possible trading opportunities. High-probability trading opportunity is when both time-frames are pointing in the same structure direction. If Daily is in bullish structure, we want the 4-Hourly chart to be in bullish structure too... but that does not mean we want to jump into the trade right away and too early - as buying the top, or selling the low!

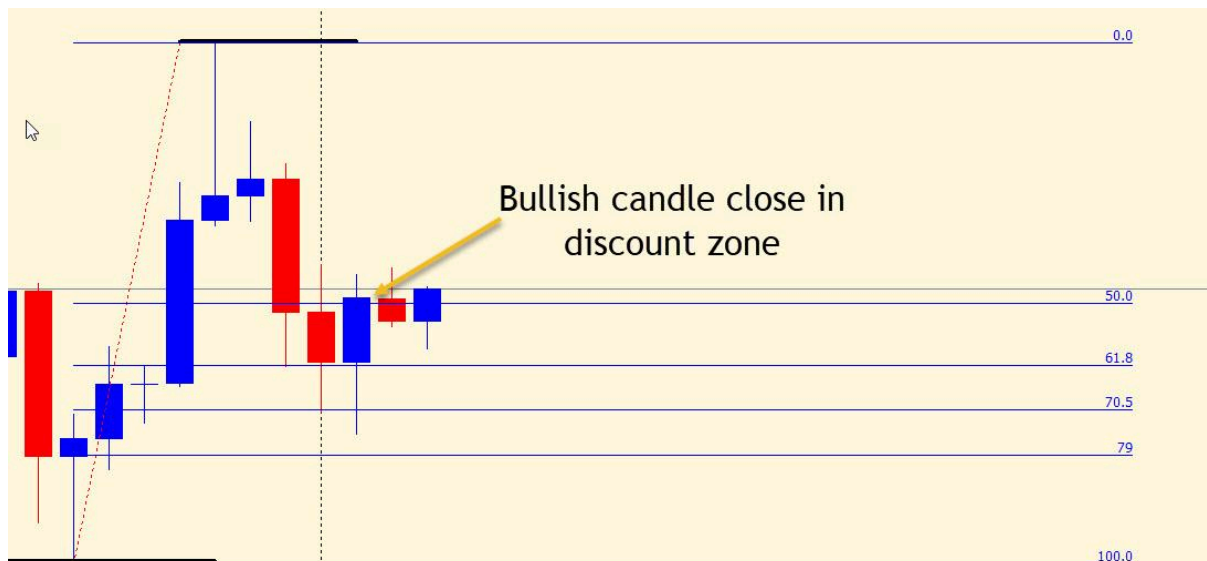
Once we recognise the clear structure, we want to wait for the market to retrace in the discount zone. Discount zone means at least 50% retracement or more of the current market move from Swing Low to Swing High (or vice versa).



Personally I go by the rule "If I don't see the trade within 10 seconds (*after I prepared the charts*), trade is not there. Don't TRY to find it! You need to understand that good, high-probability setups will always come to you; you just need to be patient and keep the right mindset. Patience is our biggest edge.

You do not just enter and »jump« into trade, but you want to wait for the confirmation...After price reaches the support (or resistance when looking for short trades) we want to react to the price bouncing of the discount zone on the 4 Hourly chart first!

Please note when trading the specific market, you want to look for trading opportunities when there is high liquidity (London, New York trading sessions).



As you can see, once price came into the discount area it bounced from there and the candle closed bullish also lately. This is confirmation that the structure is bullish on this time-frame, but please understand we do not need to wait for this candle to close... We just need to see price respecting and bouncing from 4 hourly discount zones (50% or more...).

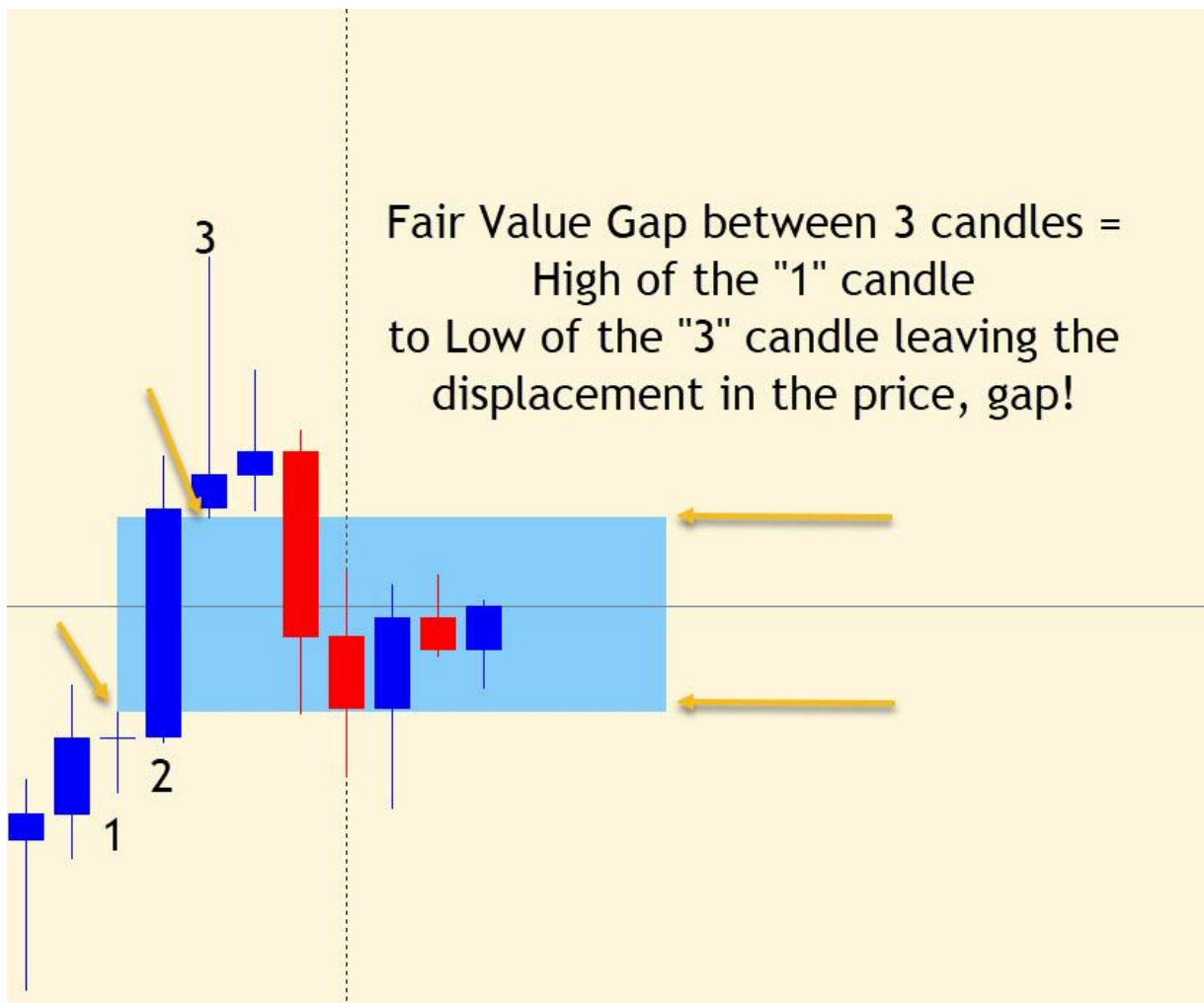
Once price respects and bounces from the 4-hourly discount zone, you can check 1-hourly or 15-minutes charts where you want to see Market Structure Shift (MSS) on one of those time-frames ( from bearish to bullish structure for longs- or from bullish to bearish for shorts).

Now, I will give you extra tips on how you can increase your trading probabilities to make sure you take, trade only best high-probability opportunities.

There is an extra price action footprint from the “smart money concept” that can give you an extra edge on the market. It is called “FVG” - Fair Value Gap.

Fair Value Gap means displacement in the price between 3 candles that have already closed, and it is an extra zone that can be very useful when looking for trading opportunities and managing them. It is very useful when you compare it with the discount zone too!

Please check the previous chart again... What do you notice there?





We want to see this kind of “market structure shift” on the 1-hourly or 15-minutes charts as seen above on the chart - price breaking previous swing high (for longs) with Fair Value Gap displacement first, and then retracing to the Discount Zone+Fair Value Gap zone inside of London and/or New York kil-zone sessions.

Please make sure you do not enter at least 30 minutes before Red News; for the news calendar I use [ForexFactory.com](http://ForexFactory.com)).

Once price retraces back to at least 50% Discount zone (or more) + FVG zone, you want to see price respecting one of the Discount zones and spiking, bouncing from it... If you see reaction and price spiking from the discount zone + FVG zone you can look to enter. You must then measure if the trade will make sense in terms of Risk vs. approximate Reward. It needs to be at least 1:1 Risk:Reward room. Understand you can make absolute killing in the long-term with classic 1:1, 1:2 R:R and you do not need huge home-runs.



## **RISK MANAGEMENT & DAILY RULES FOR SUCCESS**

Risk and money management rules are very important if you want to survive as a trader and become consistently profitable in the long-term. Without simple and powerful rules you will now be able to build your confidence in your own trading style and yourself as a trader. Besides having the right trading mindset, it's important that you set your own risk and money management rules and follow them on each and every trade you take. If you change the rules on every trade you will not be able to see consistency in your own trading as YOU are not consistent with executing your trading rules with discipline.

1) Always have your short-term and long-term goals to achieve. Without goals you can not achieve anything.

2) Know your WHY. Why do you trade? Be honest with yourself.

3) Practice positivity. You can not expect positive results if you have a negative mindset. Train, exercise, spend time outside, eat healthy.

4) Do not be afraid to take good trading setups after you have done your top-down approach.

5) Never risk more than 1-2% per trade.

6) Follow your trading rules on the next 10 future trades and results will come by itself.

7) Do not let markets stress you. Do not take trades out of boredom. Trade like you do not need to. Understand that great trades will always come to you, stay patient.

8) Always use your trading plan and trading journal to practice discipline, learn from mistakes, and always improve as a trader.

9) Do not forget to enjoy your profits. Spend a small part of it on good experiences, things you like to do and with family or friends.

10) Do not be afraid to lose the trade. It is part of our trading and it is ok as long as you follow your trading plan rules on each trade. Results will come by itself...but only if you are consistent. Follow your trading system rules to focus on your success.

As traders, we never think about placing, entering in the trade without knowing where to place our Stop-Loss order, which protects us from bigger risk in case the market wants to go against us.

Successful traders are only those who successfully manage their trading risk. In the first place, a trader wants to protect his money and then make profits. Managing the risk is in my opinion one of the key factors for growing your trading account.

In my opinion, Money Management makes trading less stressful and it is also a difference between success and failure. That is why calculating the risk on every trade is crucial. I am using [this calculator](#). It is very simple to use.

Never be afraid to lose a trade after you have done your top-down approach. Please understand the market is just too big to predict and you can't be right on every single trade. Worrying about one particular trade makes no sense, so train your mindset to see one trade belonging to a larger trades set. When I take a trade, I don't care if it's winning trade or losing trade. Only thing I really care about is that I follow my trading process, trading plan. After, the probabilities do the rest. Follow your trading plan on every next trade and check your consistency after every 10 trades made. Build discipline and self-accountability. Grow and become a better trader.



## **MARKETS TO TRADE**

Price is fractal and by learning the concept of our trading strategy explained in this book, you will be able to trade any market you want - Forex, Crypto, Stocks, Commodities, Indexes,...

Of course that does not mean that we have trades open on every market, or that we enter in a few markets every trading day, but it gives us flexibility, a choice to pick and to focus only on the best and good looking products that are moving and are volatile.

Every weekend I go over the Daily, 4 hourly charts for each and every market I trade, and it takes no more than 20 minutes, because you know exactly what you are looking for. This way I only choose ones that look best with clear directions, structure I want to focus on during the trading week.

That is how you minimize your time for analysis and maximize your trading productivity. Of course, if you are new, analysis may take you more time, but once you get used to your daily trading process it will be a very simple and easy daily procedure.

Did I start with all those markets right away?

Of course not. As everywhere else, also in trading everything is done step-by-step. Start with a few products to get used to. You can also pick just one market and focus on those products. What you want is to practice the top down approach as much as possible to get used to and then you can add more products to your trading. This will give you much more products to choose from and to focus only on good looking products that are moving nicely.

## **FINAL WORDS**

Thanks for reading.

Do not be upset if you don't understand every detail.

I don't expect this from you.

Do not rush, but take your time.

Slowly go through the book again once or twice, and practice as much as possible.

Practice makes perfect!

Guide explained in depth all the rules I follow to stay consistently profitable as a trader as well as the system many traders worldwide use successfully. If you are kind of new to trading or our trading style, I am sure you can be kind of confused but do not worry.

Re-read this guide another 2-3 times, and then start practicing on your charts, following the steps of our trading guide. Then you can start trading on demo or live accounts to start getting experiences and feel for the market. Over time you will develop the skills and healthy habits that will help you to become a successful trader. Just make sure you practice, learn from mistakes and wins and improve over time by analyzing your past trades and decisions.

Trading is a business and without putting effort in it you will not be able to succeed at it. Make sure you give yourself time. If you have any questions or need help just send me an email and we will try to help you as much as possible.

Trading is enjoyable only if you do it correctly, with the right tools and with the right trading mindset.

Why do some people succeed and some not? Everything depends on the mindset, trading system they are using and how they manage with their trades and emotions.

If you have any questions or want to say "Hi!" Please feel free to send me an email on [info@becomingtraderfx.com](mailto:info@becomingtraderfx.com) If you want to fasttrack your trading progress I can help you with private 1-1 mentoring sessions.

Understand trading is not only a business, but lifestyle. If you put in your energy, passion and effort you will succeed for sure. Just believe in yourself and your trading plan!

“Markets don’t beat traders. Traders beat themselves” – Jesse Livermore

Wish you best!

Zan,

[BecomingTraderFX.com](http://BecomingTraderFX.com)

[info@becomingtraderfx.com](mailto:info@becomingtraderfx.com)